
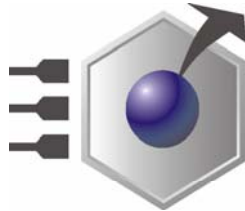


EmbeddedDNA[®]



EuroTech

An0070

**Differences between
the CPU-1432 and CPU-1433**

Rev. 1.0

Nov. 2006


COPYRIGHT 1994-2006 Eurotech S.p.A. All Rights Reserved.

CPU-1433 Features

Primary Features

Processor

- AMD Geode GX2
- 333MHz



Differences

AMD Geode GX1 @ 266MHz

CPU-1433 Features


Primary Features

Processor

- AMD Geode GX2
- 333MHz

Companion Chipset

- AMD CS5536AD



Differences

AMD CS5530A

CPU-1433 Features

Primary Features

Processor


- AMD Geode GX2
- 333MHz

Companion Chipset

- AMD CS5536AD

Memory

- 128MB DDR SDRAM as standard
- Soldered OnBoard



Differences

CPU-1432 was 128MB SDRAM, not DDR.

CPU-1433 Features

Primary Features

Processor

- AMD Geode GX2
- 333MHz

Companion Chipset


- AMD CS5536AD

Memory

- 128MB SDRAM
- Soldered OnBoard

Ethernet

- Realtek 8139DL
- 10/100Mbps



Differences

Realtek 8139C

CPU-1433 Connectivity


Standard Connectors

PCI Bus

- Fully PC104-Plus Compliant
- Specification Rev 2.0

Connector

- J3
- 30 x 4 pins
- 2.00mm Pitch



Differences

No Change

CPU-1433 Connectivity


Standard Connectors

ISA Bus

- Fully PC104 Compliant
- Specification IEEE P996

Connector

- J1 & J2
- J1 - 32 x 2 pins
- J2 - 20 x 2 pins
- 2.54mm pitch



Differences

No Change

CPU-1433 Connectivity

Standard Connectors

IDE Interface


- ATA-6 Compliant

Connector

- J9
- 22 x 2 pins
- 2.00mm pitch

Other

- Mounting point for Securing a Disc-On-Module



Differences

ATA-4 Compliant.

No securing place for Disc-On-Module

CPU-1433 Connectivity


Standard Connectors

Multifunction

- Keyboard & Mouse
- Battery
- Speaker
- Reset
- VGA
- Ethernet (Optional)

Connector

- J7
- 9 x 2 pins (No EthernetOption)
- 13 x 2 pins (Ethernet Option)
- 2.00mm pitch



Differences

No Change

CPU-1433 Connectivity


Standard Connectors

Ethernet

- Realtek 8139D chipset
- 10/100Mbps

Connector

- J16
- 8 x 1 Pins
- 2.00mm pitch



Differences

No separate Ethernet connector

CPU-1433 Connectivity

Standard Connectors

1) USB


- USB ports 0 & 1
- USB 2.0 compliant
- Low, Full or High Speed

2) AC97

- AC97 Version 2.3 compliant

Connector

- J6
- 10 x 2 pins
- 2.00mm pitch



Differences

CPU-1432 was USB revision 1.1

CPU-1432 connector was 1.25mm pitch

CPU-1433 is now 90 degrees

CPU-1433 Connectivity

Standard Connectors

Serial


- Serial port 1: RS232, RS422 or RS485
- Serial port 2: RS232 only
- 16550A & 16450 compatible
- UART data rates up to 1.5 Mbaud

Parallel

- Enhanced Parallel Port
- EPP1.9 and IEEE1284 compliant

Connector

- J5
- 20 x 2 pins
- 2.00mm pitch



Differences

CPU-1433 has no floppy disc on Parallel port (Now available on USB).
Change of connector type and location.

CPU-1433 Connectivity

Standard Connectors

1) Flat Panel

2) AC97


- AC97 Version 2.3 compliant

3) USB 0 & 1

- USB 2.0 compliant
- Low, Full or High Speed

Connector

- J4
- 20 x 2 pins
- 1.25mm pitch



Differences

Important: Red and Blue signals are inverted

The AC97 CLK signal is no more available on pin 38 (Use J4 OR J6 - NOT both)
CPU-1432 was only USB1.1 compliant

CPU-1433 Connectivity


Standard Connectors

USB 2 & 3

- USB 2.0 compliant
- Low, Full or High Speed

Connector

- J17
- 8 x 1 pins
- 2.00mm pitch



Differences

New connector

CPU-1432 was only USB1.1 compliant

CPU-1433 Connectivity


Standard Connectors

External Power

- External power input
- Support for AT or ATX PSU

Connector

- J11
- 6 x 2 pins
- 2.54mm pitch



Differences

No change